

Technical Rider 2024

Garden Of Angels



Inhoudsopgave

1.	General info	3
2.	Permits	3
3.	General crane info	4
4.	Examples of suitable cranes.....	6
a.	Telescopic crane	6
d.	Foldable tower crane.....	7
5.	Truss construction.....	8
6.	Stage	9
7.	Pyro.....	10
8.	Helium.....	11
a.	Transport	11
9.	Confetti	11
a.	transport	11
10.	Sound.....	12
a.	Technicians	12
b.	System	12
i.	Speaker system.....	12
c.	Mixing console	12
d.	Wireless systems	13
11.	Light.....	14
-	Theater Tol basic lighting set	14
-	Theater Tol full lighting set	14
-	Operate with an externally provided lighting set	14
a.	Theater Tol - basic lighting set:	14
b.	Theater Tol - full lighting set	15
c.	Operate with an externally provided lighting set	15
12.	Infrastructure.....	17
13.	Hospitality	20
14.	Transport	21
	Illustrative images	22
	Checklist.....	23
	Contact	26



1. General info

a. The following things should be provided by the organisation who is hosting the event.

- i. [Hoisting crane](#)
- ii. [Light equipment](#)
- iii. [Sound equipment](#)
- iv. [A stage](#)
- v. [Infrastructure](#)

b. Theater Tol can provide the following (if asked in advance)

- i. Helium
- ii. Fireworks,
- iii. Confetti
- iv. Basic lighting set

Note: When Theater Tol provides one of the previously mentioned articles, an additional cost will be charged. If this service is available depends heavily on the location where the show will be performed. The specific country, way of transport and route are determining factors.

Always check with the [project coordinator](#) to see what possibilities there are.

All materials are transported from our warehouse in Belgium. If the regulations in the country of the host do to allow the import of these products, the client is responsible to provide these

2. Permits

The hosting organisation is responsible for arranging all necessary permits. This is a very important issue which must not be forgotten. Since every country has different regulations, we are counting on the local organisers to provide these.

In several previous shows, permits have had to be requested for the following:

- a.** *“Riding the bicycle through the public”*
- b.** *“Hoisting the actors above a live crowd”*
- c.** *“Displaying fireworks above people on a fixed setup”*



3. Schedule

a. Info

- i. Every show has (more or less) the same schedule that is followed.
- ii. We provide an average day schedule to give local organisers an idea of all the steps that are carried out.
- iii. Every location/show is different so changes to this schedule can be made.
- iv. Always check with the designated project manager what applies to your specific show

Actual time (example)		Time to showtime
11:45	Crew standby	-10:15h
12:45	Build-up	-09:15h
15:00	Production meeting	-07:00h
15:15	Technical lift	-06:45h
15:45	Briefing volunteers & follow spots Preparing voorbereiden	-06:15h
16:15	Soundcheck	-05:45h
16:45	Reheasal	-05:15h
18:00	Production meeting	-04:00h
18:15	Dinner	-03:45h
19:45	Make-up/costume & finish technical work	-02:15h
21:30	Volunteers present	-00:30h
21:45	Crew standby	-00:15h
22:00	Showtime	00
23:00	Build off & Load-in	+ 01:00h



4. General crane info

a. **Specifications crane**

- i. The total weight of this entire construction is 1500 kg.
- ii. This includes all 10 performers
- iii. The crane must be able to lift the truss, a circular construction of 8 meters diameter.
- iv. Total length from the hook of the crane till the bottom of the lowest object is 18 meters.

Note: make sure the surface is firm and stable enough to place this type of cranes.

b. **Specifications tools**

- i. Theater Tol will provide 4 lifting straps (4000 kg) measuring 6m. These will be attached to the hook of the crane. The straps will attach to the truss with provided shackles.
- ii. We urge to provide a four-leg bridle measuring 6 meters long. Each cable should be certified to lift 4 tons as backup.

c. **In preparation**

- i. During our technical preview visit we would like to have a meeting with the crane company.
- ii. On the day of the show, we will do a full technical rehearsal in daylight with the crane, sound and light people.
- iii. Technical rehearsal is usually 7 hours before show, specific timing should be agreed on with the local organisers.
- iv. It's mandatory that the operator who does the technical rehearsal during the day is also the one who will do the show at night! The crane operator needs to be present at least 1,5 hr. before the start of the show.
- v. Please provide a good, careful and communicative crane operator. The safety of our crew depends on this operator.
- vi. After the last show, the crane can drive away or stay at the location of the performance. It's up to the local organization to decide this. The costs of the crane and its operator are for the organizer.



5. Examples of suitable cranes

a. Telescopic crane

- i. Preferably provide a 100.000 kg crane.
 - 1. Anything less has limitations in movability and range which makes the show less spectacular
- ii. The crane must be able to turn 360°
- iii. We need a minimum height of 42 meters from hook to ground in a 45° angle of the hoisting beam to the ground.
- iv. If the number of, or the distance to the audience rises, another type of crane may be necessary, heavier or a tower crane.

b. Example of a 60-TON telescopic crane (on average)

- i. weight: 60 TON + extra ballast (if needed!)
- ii. width 2.55m - Length 9m
- iii. length crane arm 11,5m
- iv. crane stabilised with outrigger in position
 - 1. width 7m (average)
 - 2. length arm min. 9,6m – max. 43m (average)



c. Example of a 100-TON telescopic crane (on average)

- i. weight: 100 TON + extra ballast (if needed!)
- ii. width 2.99m - length 12m
- iii. length crane arm 13,3m
- iv. width crane with outrigger in position
 1. width 7,5m (average)
 2. length arm min. 11,7m – max. 60m (average)



d. Foldable tower crane

- i. In some cases, a tower crane can be used.
- ii. The crane should be able to hoist 1500kg at the top end of the crane arm.

e. Example of a foldable tower crane



- i. width 2.99m - length 16.5m (with crane arm = 60m)
- ii. width crane (with outrigger in position)
 1. width 7,5m (average)
 2. length arm 50m (average)



6. Truss construction

a. Specifications

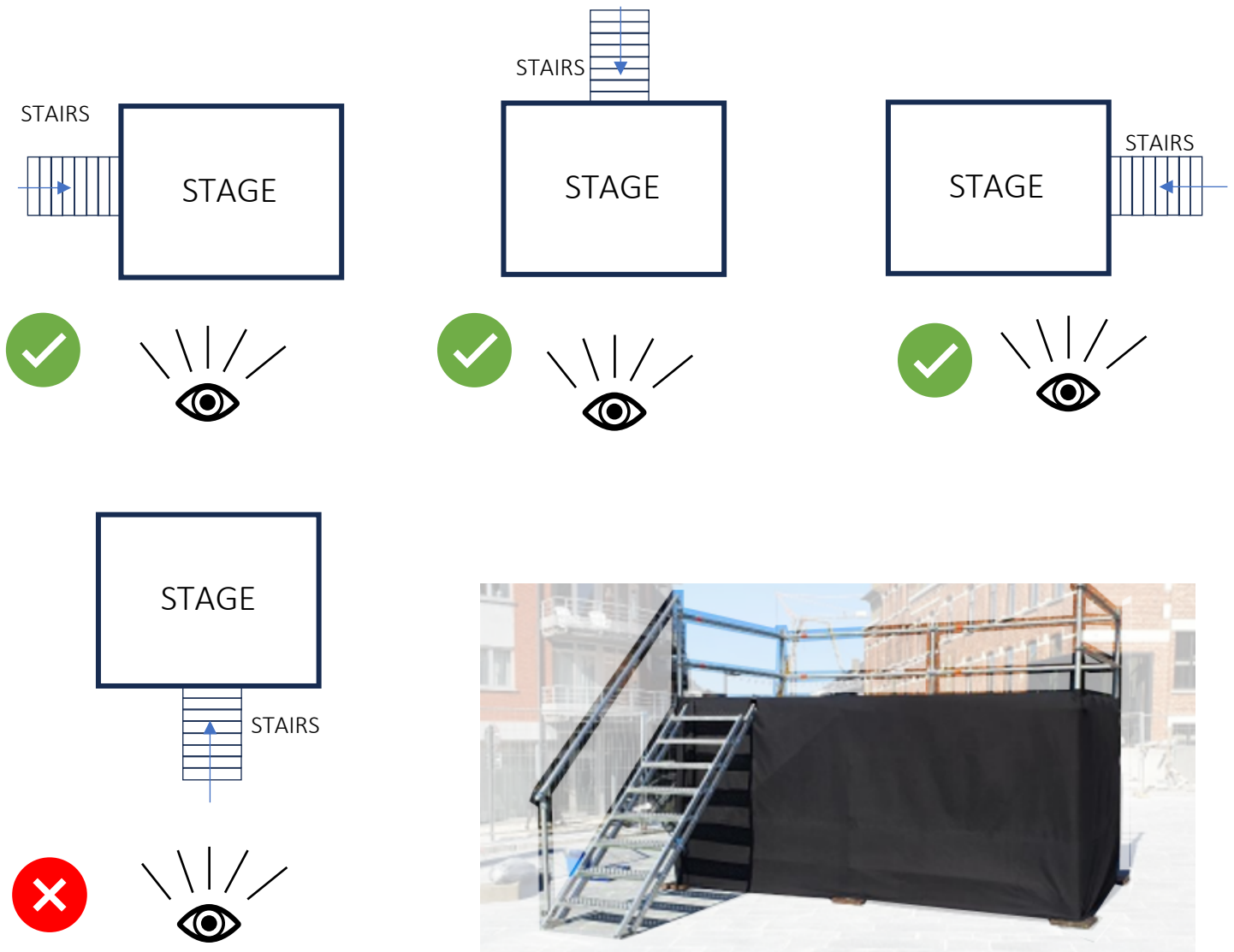
- i. The construction will be provided by Theater Tol
- ii. The structure that is to be lifted consists of [detachable circular truss-elements](#).
- iii. Attached to the structure there will be hanging different objects, transported & assembled on location by the Theater Tol crew.
- iv. The truss and all hanging-objects are subjected to an annual safety control by the "[OCB](#)" company from Kontich (Belgium).
- v. In some countries, specific [safety inspections](#) are required for shows like ours, these are best held one hour before the first aerial rehearsal.
- vi. Theater Tol will provide all the [necessary certificates](#) of the materials used in this show.
 1. If needed Theater Tol can provide these via e-mail in advance.
- vii. [Safety inspections](#) should be performed 1h before the technical lift.



7. Stage

a. Rules

- i. The local organizer is obliged to provide a suitable stage.
- ii. Generally, the stage that is used measures 4m wide, 2m deep and 2m high, with handrails situated on all sides. The stage should be accessible via stairs (with handrail).
- iii. There should be black cloth stretched around the base of the stage (as seen in the picture)
- iv. The stairs to the stage should never be installed facing the spectators. On the left/right/backside of the stage is fine. As shown in the illustration below



8. Pyro

a. Practical

- i. When performing in some EU countries, Theater Tol can provide their own pyro.

Note: there will be an additional cost involved with this.

- ii. Always check with the designated project manager if Theater Tol can transport the pyro to your specific location. This depends on several different factors.
- iii. In the case Theater Tol can't provide their own pyro, the local organisation is obliged to provide the gear specified below.
- iv. Theater Tol uses ice fountains (cold fire) on the final of the show.
- v. They are [mounted on the truss construction](#) (32x) and on the railing of the stage (8x).

b. Technical info:

- i. Gerb T3 20s15 : CE = 0589-T1-0097 (BAM nr old = BAM-PT1-0673, BAM new = BAM-T1-0097) ; Neq = 29,5gr
- ii. Theater Tol will provide all necessary gear to ignite the cold fire.
- iii.

c. Amount:

- i. Please provide for each show: [40x Gerb T3 20s15 + the igniter wire.](#)



Fireworks mount on truss

Fireworks attached to mount.



Fireworks + igniter wire



9. Helium

a. Transport

- i. If the transport is done by truck, Theater Tol can bring their own helium.
- ii. The tanks with helium can't (by law) be transported in sea containers. Therefore always check with the designated project manager if Theater Tol can transport the helium to your specific location.

Note: there will be an additional cost involved with this.

- iii. In case Theater Tol can't provide their own helium, please provide the gear specified below.
 1. Sufficient helium for 100 balloons (11inch) / show.
 2. Usually, a tank of 40kg is sufficient.
 3. A specialised balloon nozzle for the helium tank.

- ii. Balloons will be provided by Theater Tol.

10. Confetti

a. transport

- i. If the transport is done by Truck, Theater Tol can bring their own confetti.

Note: there will be an additional cost involved with this.

- ii. In case Theater Tol can't provide their own confetti, please provide all gear specified below (both types)

- Brand: Magic FX
- 80cm electric streamers shot metallic
- Metallic streamers silver
- SKU:ES04SLM (metallic, non eco)
- SKU:ES04WH (paper, eco variant)
- for 1 show: 3 pieces



- Brand: Magic FX
- 80cm electric confetti cannon
- Rectangle paper White
- SKU:EC04WH
- for 1 show: 6 pieces



11. Sound

a. Technicians

- i. Please provide (at least) one English speaking sound-technician to assist.
- ii. The organizer should provide all following sound & light gear and build up/down everything that's specified in this rider.
- iii. All gear should be ready 2 hours before the scheduled rehearsal.

b. System

- i. Speaker system
 1. We require the local organizer to provide a suitable speaker and amplifier-system appropriate for the number of spectators that are expected to attend the event.
 2. The system should be able to deliver a hi-fi-quality definition sound of at least 95db constantly.
- ii. Preferred brands of system:
 1. D&b Audiotechnik
 2. L-acoustics
 3. Martin Audio
 4. Electro voice
 5. Meyer sound

The exact placement of the speaker system should be discussed with the technical director on location or in advanced.

c. Mixing console

- i. Please provide a suitable digital mixing console that fits the following specifications:
 1. Minimal 8 input channels
 2. Each channel will have 4 band full parametric EQ, gate and compressor.
 3. A 31 band EQ will be inserted on the LR strip
 4. 4 individual aux feeds to the wireless in-ear systems
 5. 1 aux feed to hall effect



d. Wireless systems

- i. Please provide suitable and professional wireless gear.
- ii. The exact number of mics depends on the actual show and performers, once the scenario and cast are finished and approved, we can provide an exact list of microphones needed
- iii. Preferred brands:
 1. Shure
 2. Sennheiser
- iv. All wireless gear must be provided with an antenna combiner and two flag antennas equipped with antenna-boosters (20db boosters). Each antenna will be provided with 20m of cable to the combiner.
- v. Needs to be provided:
 1. 3x wireless headset mic systems (SENNHEISER HSP4/ DPA 4088), skin colour
 - a. (must be provided with belt packs: 2 female singers & 1 male singer)
 2. 1x spare handheld mic with fall protection
 - a. (fall protection provided by Theater Tol)
 3. 2x wireless clip-on mic systems (SENNHEISER MKE3 gold / DPA 4099) with clips
 - a. (must be provided with belt packs for use with Trumpet & violin)
 4. 6x In-ear monitor systems provided with belt packs & earplugs.



12. Light

The organiser can choose between 3 possible lighting options.

- Theater Tol basic lighting set
- Theater Tol full lighting set
- Operate with an externally provided lighting set

a. Theater Tol - basic lighting set:

- i. When performing within the EU, Theater Tol can provide their own lighting set.
- ii. The client still needs to provide the gear specified below.
 1. Two identical follow spots with the following specifications
 - a. 1200 – 2000 Watt HMI.
 - b. Each follow spot must by default be set to open white.
 - c. Make sure these can be used in rainy conditions
 - d. All follow spots must be able to make at least a 180° angle pan area and a 75° tilt angle referencing the horizon
 - e. All the follow spots must be placed on a riser, minimum 1 meter above the ground.
 - f. The exact position of the follow spots must be approved by our technical director when we arrive at the site.
- iii. Follow spot crew
 1. The organiser must provide 2 Dutch or English-speaking, experienced light-operators to build-up the light construction & handle the follow-spots during the show.
 2. They will be well instructed by Theater Tol and need to be present at the rehearsal. At the day of the show they should be at the site 1,5hrs before the start of the show.
- iv. Intercom system
 1. Channel 1: 2x wired intercom (Follow spot)
 2. Channel 1: 1x wired intercom (FOH: lighting tech)
 3. Channel 2: 1x wired intercom (FOH: Director)
 4. Channel 2: 4x wireless intercom (tol crew: crane attendant, rigger 1, rigger 2, assistant director)



v. Work light

1. Please provide extra lighting around the truss area.
2. This will be used during break down and during evening rehearsals
3. Usually 4 x 100w led flood lights are used.

b. Theater Tol - full lighting set

- i. When selecting this option, Theater will provide all crew and gear. As organiser you don't need to provide any lighting and communication gear.
- ii. To facilitate this, we will bring two additional crewmembers with us to build and operate the lighting gear. Naturally this will bring an extra cost with it, more info can be found in the quote.

c. Operate with an externally provided lighting set

- i. Lighting console:
 1. All fixtures except the follow spots, will be connected through a lighting console.
 2. Local crew will operate this console and will receive lighting cues from our technical director.
- ii. Follow spots:
 1. 8 identical (or 2x4 identical) follow spots, 1200 - 2000Watt HMI.
 2. Each follow spot must by default be set to open white
 3. Make sure these can be used in rainy conditions
 4. All follow spots must be able to make at least a 180° angle pan area and a 75° tilt angle referencing the horizon
 5. All the follow spots must be placed on a riser, minimum 1 meter above the ground.
 6. The exact position of the follow spots must be approved by our technical director when we arrive at the site.



iii. Follow spot crew

1. The organiser must provide 8 English speaking and experienced light-operators to build-up light & handle the follow-spots during the show.
2. They will be well instructed by Theater Tol and need to be present at the rehearsal.
3. At the day of the show they should be at the site 1,5hrs before the start of the show.

iv. Intercom system

(please provide intercom for our crew specified below)

1. Channel 1: 8x wired intercom (Follow spot)
2. Channel 1: 1x wired intercom (FOH: lighting tech)
3. Channel 2: 1x wired intercom (FOH: Director)
4. Channel 2: 3x wireless intercom (Tol crew: crane attendant, rigger, assistant director)

v. Stage light

(please provide suitable quality gear that is weatherproof)

1. Footlight as front lighting for 2 actors on stage.
 - a. This can be with sun strip lights, led bars or something similar.
 - b. Please set the colour to 5600 kelvin if it's a led source
2. Side light (4x LED par) to lighten the actors on stage. Mounted between 1 and 1,8m high.

vi. Work light

1. Please provide extra lighting around the truss area.
2. This will be used during break down or evening rehearsals
3. Provide 4x 100w led flood lights or something similar.



13. Infrastructure

a. **Electricity**

(the local organizer must provide all necessary power supply)

- i. Light & sound: specified by the sound & light company
- ii. Stage: 1x 16A 230V circuit (power for the ignition of the cold fire mounted on the stage)
- iii. Truss area: 2x 16A 230V circuits (used for work light near the truss and extra charging points for batteries that Theater Tol uses).
- iv. FOH: 1x 16A 230V circuit (used for lighting control of the light setup of Theater Tol).
- v. Dressing room: 3x 16A 230V circuit (used for devices of the artists)

b. **Dressing room**

(To ensure that our artists can prepare optimally, a suitable dressing room must be provided)

The dressing room must be equipped with:

- i. A clean & air-conditioned dressing room.
- ii. A space for 20 people to change., minimum 50m², but preferable more.
- iii. 1 big mirror (man-size)
- iv. 45 chairs, 5 tables, 3 racks with cloth-hangers
- v. Sufficient light from above (needed for make-up)
- vi. Dressing room needs to be safely locked during performance or night.
- vii. Beverages (hot & cold) & bottled water & snacks for 20 people
- viii. In case of rainy conditions: please provide several hairdryers for the costumes.



c. Volunteers

To facilitate the show, we will need 10 volunteers provided by the local organisation.

- i. 5 of them will be riding the bicycles and need to steer those to the correct locations.
 1. Because of the weight of the bikes, these 5 volunteers must weigh 70kg or more.
 2. These people must be able to create enough force to get the bikes moving.
 3. They should be dressed in all black clothes and be present at least 1h before the show.
- ii. The other 5 volunteers will be deployed to act as stewards who guide the bikes through the crowd. They need to wear all black clothes and be present at least 1h before the show.
- iii. All volunteers will be briefed thoroughly by our [project coordinator](#) and will have to honor of being part in our parade.
- iv. If the volunteers get compensation or other advantages is up to the local organizer.
- v. Important: the volunteers are not allowed to smoke or use their phones during the performance. They become part of the act and must be aware of that.

d. Technical room

- i. If the performances span over several days, we need an extra technical room to store all our technical flight cases and show gear during the night.
- ii. We must be able to lock this room during the night.

e. Shelter near truss area

- i. To store all the technical equipment, we need a shelter placed near the truss area. The dimensions of this shelter should be a minimum of 3x3m and be closed off on all 4 sides.



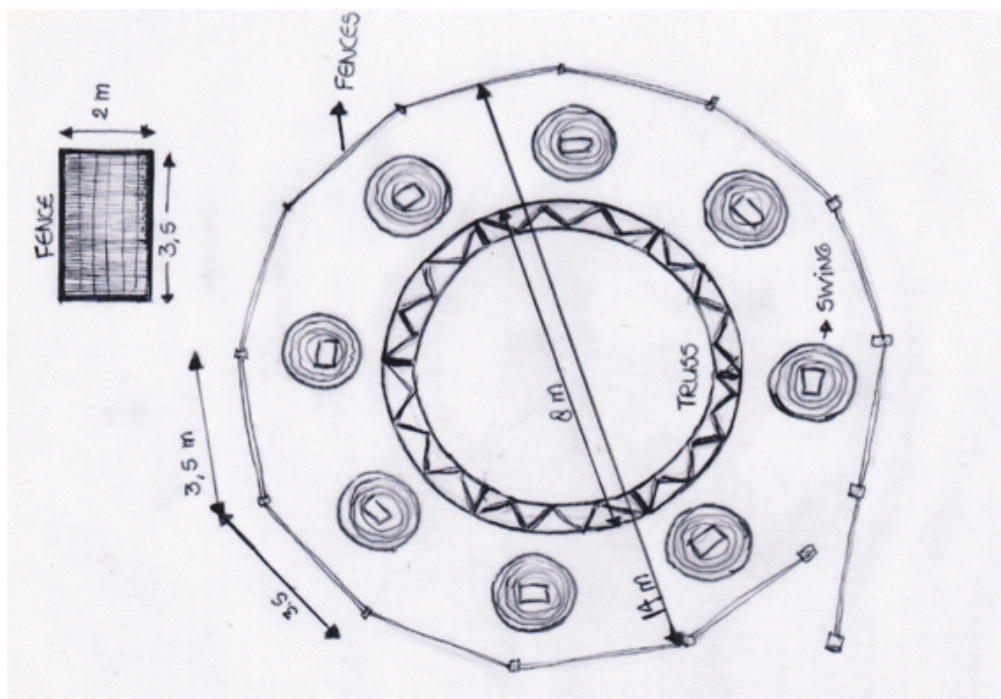
f. Safety

Please provide the gear and people to make sure the safety of all crew can be guaranteed

- i. Fire-safety: 2 fire-extinguishers (1 powder, 1 co2) in proximity of the Truss-area
- ii. First Aid kit (Truss area)
- iii. keeping the audience at a safe distance from the crane (fences, security guards,)
- iv. The site needs to be secured during absence of the Theater Tol crew (at night, during meals, ...)

g. Fences

- i. The truss area needs to be protected and hidden from the public.
- ii. To ensure this we need fences of (minimal) 2m high, to put around the truss area.
- iii. Please construct the fences after the load out of all Theater Tol gear.



14. Hospitality

a. Catering

- i. During the whole period Theater Tol is present at your venue, city, etc our crew will need food. As our team contains highly trained artists, we require the food to be healthy and plentiful.
- ii. If the local organisers can't (for any reason) provide catering, there is always the option of paying every Theater Tol crewmember a per diem (daily allowance).
- iii. Obviously, this is an additional cost for the organiser.

Note: we can disclose the exact amount of crew members and their dietary needs once the crew has been formed. As soon this has taken place the project coordinator will contact you to talk this trough.

iv. What to provide

1. Catering for 20 persons (approximate ½ of the crew is vegetarian)
2. 2 full healthy meals / day and night-snack after the performance(s) with easy access and no waiting time.
3. Drinks (cold and hot) and bottled water permanent available at the dressing rooms and at the building up area.

b. Hotel

- i. If Hotel rooms are required depends on the distance and the timing of the show
- ii. Please check with our [project coordinator](#) to confirm if this applies to your event.
- iii. When arranging sleeping accommodation, it's important to take this into account.
 1. Usually, we require an B&B or Hotel rooms for 20 people
 2. Single or Double rooms (twin beds)
 3. The B&B or Hotel should at least have continental breakfast
 4. Take into account possible late arrivals and late check-out.
 5. There should be Wi-Fi available and free parking spot if Theater Tol travels by car



15. Transport

a. **Transport crew**

- i. If transport is done by car: please provide 6 free & secure parking spaces for cars.
- ii. If transport is done by train: please provide a transfer from the railway station to the hotel and back for 20 people.
- iii. If transport is done by plane: if Theater Tol does not arrange the transport itself (reference quote), please provide a smooth handling as listed below
 1. flight tickets for all crewmembers.
 2. Flights as direct as possible to the nearest airport
 3. Reasonable flight-hours with meals on board
 4. Extra check-in luggage for costumes and music-instruments (for total number, contact our project coordinator)
 5. airport transfers and all local transport

b. **Transport of equipment**

- i. Inside EU
 1. We require a free and secured parking space to park our truck.
 2. This parking space should be close to the location and be available for the whole duration of Theater Tol's presence. (dimensions truck: L:9,2m x W:2,55m x H:3,60m)
 3. The truck needs to be on site during loud-in and load-out (directly after the show).
- ii. Outside EU
 1. If transport is done via CARGO (by sea or by plane) the organizer should be able to store the container or the materials from arrival upon departure.

Note: assistance with boarder clearances can be necessary.



Illustrative images

60 ton crane



100 ton crane



Foldable crane



Detachable circular truss-elements.



Attachment fireworks to truss



Gerb T3 20s15 + the igniter wire



Checklist

WHEN USING THE CHECKLIST, CHECK THE DOCUMENT ABOVE TO SEE MORE SPECIFICATIONS ABOUT EVERY STEP

Permits

- ☐ Check with local officials what permits must be requested
- ☐ Make an official request for *"Riding the bicycle through the public"*
- ☐ Make an official request for *"Hoisting the actors above a live crowd"*
- ☐ Make an official request for *"Displaying fireworks above people on a fixed setup"*
- ☐ Make an official request for *"Displaying fireworks above people on a fixed setup"*

Schedule

- ☐ Adjust schedule to your specific showtime

Crane

- ☐ Provide 4-legged bridle (measuring 6m long)
- ☐ Plan meeting with crane company
- ☐ Plan technical preview
- ☐ Provide suitable crane operator
- ☐ Decide what type of crane is most suitable for your venue/location
- ☐ Check with your local officials if a safety check is necessary
- ☐ Check if safety inspection is needed
- ☐ If needed: plan safety inspection 1 hour before technical lift

Stage

- ☐ Provide stage with the correct specifications

Pyro

- ☐ Check with the project coordinator if Theater Tol can bring fireworks
- ☐ If not: order the correct type and amount of fireworks

Helium (*if transport is not done by truck*)

- ☐ Check with the project coordinator if Theater Tol can bring helium
- ☐ If not: order the correct type and amount of helium

Confetti (*if transport is not done by truck*)

- ☐ Check with the project coordinator if Theater Tol can bring confetti
- ☐ If not: order the correct type and amount of confetti



Sound

- ☐ Provide (at least) one English speaking sound-technician
- ☐ Order a suitable speaker and amplifier-system appropriate for the number of spectators that are expected to attend the event
- ☐ Order a suitable digital mixing console
- ☐ Order a suitable and professional wireless system (Shure or Sennheiser)

Light

**First decide whether to hire the Theater Tol lighting material or provide it externally.*

When choosing the Basic Lighting Set

- ☐ Order 2 identical follow spots (*specifications to be found above*)
- ☐ Hire 2 Dutch or English-speaking experienced light-operators to handle follow spots
- ☐ Order suitable intercom system
- ☐ Order work lights (4x100w led floodlights)

When choosing an externally provided lighting set

- ☐ Order a lighting console (All fixtures except the follow spots, will be connected through a lighting console)
- ☐ Hire local crew to operate this console
- ☐ Order 8 identical follow spots (1200 - 2000Watt HMI.)
- ☐ Hire 8 English speaking light-operators (for build-up and follow spot handling)
- ☐ Order the correct intercom system for the crew
- ☐ Order the correct stage lights
 - Footlight: sun strip lights, led bars or something similar, set the colour to 5600 kelvins if it's a led source
 - Side light (4x LED par), mounted between 1 and 1,8m high.
- ☐ Order suitable work light to light truss area
 - 4x 100w led flood lights or something similar

Electricity, accommodate the necessary power supply for:

- ☐ Light & sound
- ☐ Stage
 - 1x 16A 230V circuit (power for the ignition of the cold fire mounted on the stage)
- ☐ Truss area



- 2x 16A 230V circuits (used for work light near the truss and extra charging points for batteries that Theater Tol uses).
- ☐ FOH
 - 1x 16A 230V circuit (used for lighting control of the light setup of Theater Tol).
- ☐ Dressing room
 - 3x 16A 230V circuit (used for devices of the artists)

Provide a suitable dressing room containing:

- ☐ A clean & air-conditioned dressing room.
- ☐ A space for 20 people to change., minimum 50m2, but preferable more.
- ☐ 1 big mirror (man-size)
- ☐ 45 chairs, 5 tables, 3 racks with cloth-hangers
- ☐ Sufficient light from above (needed for make-up)
- ☐ Dressing room needs to be safely locked during performance or night.
- ☐ Beverages (hot & cold) & bottled water & snacks for 20 people
- ☐ In case of rainy conditions: please provide several hairdryers for the costumes.

Volunteers

- ☐ Provide 5 volunteers (+70kg) to ride the bikes
 - dressed in all black clothes
 - present at least 1h before the show.
- ☐ Provide 5 volunteers who guide the bikes through the public
 - dressed in all black clothes
 - present at least 1h before the show.

Others

- ☐ Arrange a suitable technical room
- ☐ Arrange a suitable shelter near the truss area
- ☐ Foresee the requested safety measures
 - 2 fire extinguishers
 - First aid kit
 - Security
- ☐ Provide sufficient fences

Hospitality

- ☐ Provide catering (as specified in this document)
- ☐ Arrange sleeping facilities (as specified in this document)
- ☐ Arrange transport (as specified in this document)



Contact

Tol Productions IVZW

Oude Gentweg 129, 8000 Brugge

VAT: BE 1002.076.712

www.theatertol.com

Project coordinator

Lukas Proot

- Technical Coordinator
- Lukas@theatertol.com
- Mobile: +32 (0) 474 02 84 65

Talitha De Decker

- Sales Coordinator
- talitha@theatertol.com
- Mobile: +32 (0) 478 70 53 78

Benjamien Lycke

- Financial Coordinator
- benjamien@theatertol.com
- Mobile: +32 (0) 485 94 97 66

